

**S VAGE DESIGN**

**MADDOX MINI - WALL DISPLAY BOTTLE RACK  
PRODUCT PROFILE**

**ENGINEERED BEAUTY**  
SINCE 1910 / SYD - AUS



## MADDOX MINI WALL DISPLAY

---

The Maddox mini bottle rack is the luxury offering for housing wine bottles along your wall. The versatility designed into the system allows the user to slide the racking up and down a central spine while also swiveling it across 180 degrees. Resulting in wine bottles being positioned to create a desired look or, to utilise space to a maximum. The double rack offers twice the storage for further optimisation of the unit.

Follow these 3 steps on our specification sheet (pg 5) to choose your Maddox mini bottle rack for your project,


① TYPE

② SIZE

③ FINISH



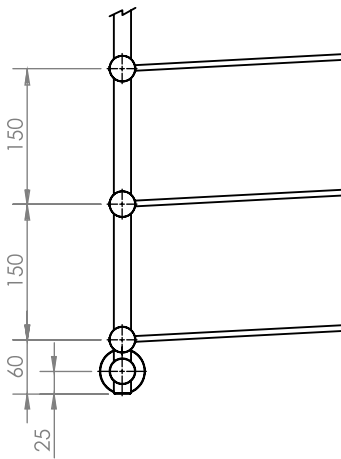
Maddox components being machined by our engineers in our Sydney factory.



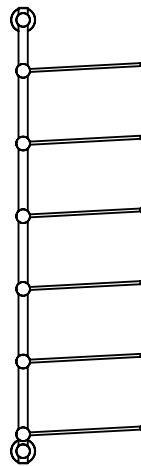
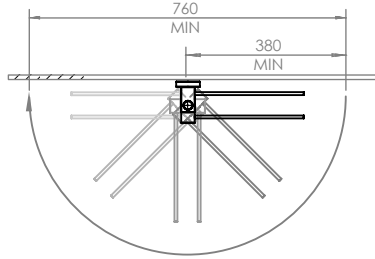
1 TYPE

There are two types of mounting available to suit your shelf type.

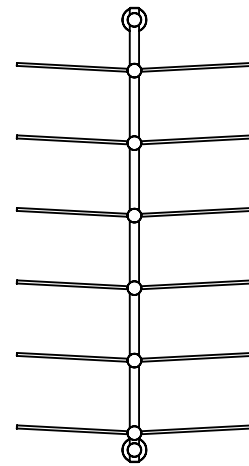
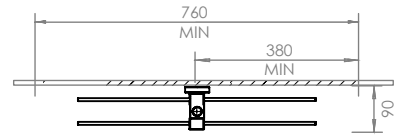
Suggested spacing for the Wall Display nodes. Positions can be moved to suit what is being displayed.



Wall Display Bottle Rack



Wall Display Dual Bottle Rack



2 SIZE

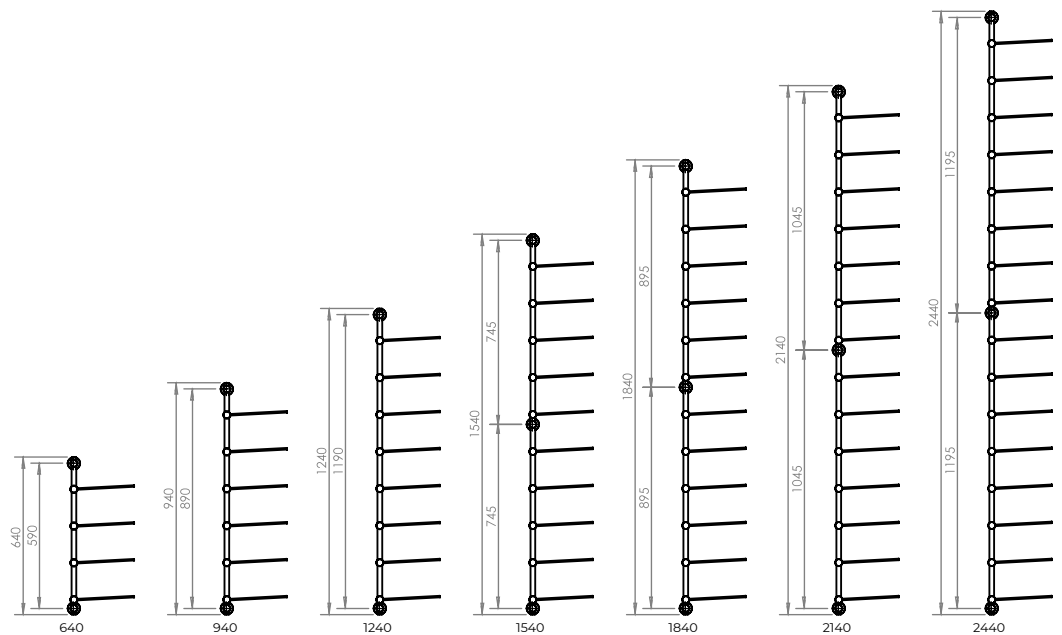
Both Wall Display types are available from 640mm to 2440mm

**640mm - 1240mm**

x2 Standoffs for wall mounting


**1540mm - 2440mm**

x3 Standoffs for wall mounting



③ FINISH

Choose from our four signature finishes\*




Brass

Stainless Steel

Aged Bronze

Blackened Brass

\* Our metals are all living finishes. Find out more here - [savagedesign.com.au/portfolio/living\\_finishes/](http://savagedesign.com.au/portfolio/living_finishes/)



## SPECIFICATION SHEET

---

<div style="background-color: #808080; color: white; padding: 10px; display: flex; justify-content: space-between; align-items: center;"> <span style="font-size: 24px; border: 1px solid white; border-radius: 50%; padding: 5px 10px;">1</span> <span style="font-weight: bold; font-size: 18px;">TYPE</span> </div>	Wall Display Rack	Wall Display Dual Rack		
	<input type="checkbox"/>	<input type="checkbox"/>		
<div style="background-color: #808080; color: white; padding: 10px; display: flex; justify-content: space-between; align-items: center;"> <span style="font-size: 24px; border: 1px solid white; border-radius: 50%; padding: 5px 10px;">2</span> <span style="font-weight: bold; font-size: 18px;">SIZE</span> </div>	QTY	QTY		
	<input type="checkbox"/>	640mm	<input type="checkbox"/>	640mm
	<input type="checkbox"/>	940mm	<input type="checkbox"/>	940mm
	<input type="checkbox"/>	1240mm	<input type="checkbox"/>	1240mm
	<input type="checkbox"/>	1540mm	<input type="checkbox"/>	1540mm
	<input type="checkbox"/>	1840mm	<input type="checkbox"/>	1840mm
	<input type="checkbox"/>	2140mm	<input type="checkbox"/>	2140mm
	<input type="checkbox"/>	2440mm	<input type="checkbox"/>	2440mm
<div style="background-color: #808080; color: white; padding: 10px; display: flex; justify-content: space-between; align-items: center;"> <span style="font-size: 24px; border: 1px solid white; border-radius: 50%; padding: 5px 10px;">3</span> <span style="font-weight: bold; font-size: 18px;">FINISH</span> </div>	<input type="checkbox"/>	Brass	<input type="checkbox"/>	Brass
	<input type="checkbox"/>	Aged Bronze	<input type="checkbox"/>	Aged Bronze
	<input type="checkbox"/>	Stainless Steel	<input type="checkbox"/>	Stainless Steel
	<input type="checkbox"/>	Blackened Brass	<input type="checkbox"/>	Blackened Brass

If you have any further questions please contact our sales team  
 Email - [hello@savagedesign.com.au](mailto:hello@savagedesign.com.au)  
 Call - +61 2 9681 7888 (Mon - Fri 9am - 5pm AEST)

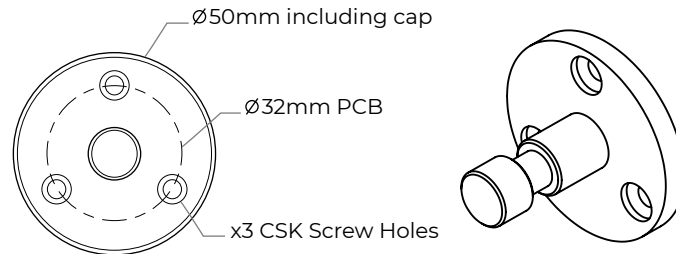
## RECOMMENDATIONS

---

Maddox Bush Flange load rating and fixings.

The Maddox Bush Flange is screw fixed to its position. Screws provided are 8G x 20mm to suit most applications.

Longer screws, wall plugs or wall anchors may be needed at installers discretion.



Bush flange + Cover Cap dimensions

50kg load per Bush Flange

Always supplied in Brass

Maddox mounting surfaces.

Whatever Maddox is fixed to, it must have sufficient structure to take the weight of the Maddox unit and items being placed on it.

Suitable surfaces may include Timber, Ply or Engineered Timbers, Masonry and Concrete.

### CAUTIONS

Plasterboard – Requires sufficient timber battens or timber panelling


Tile – Maddox can be fitted to tiles. There needs to be sufficient rigid structure behind the tiled surface for it to be fixed to.

Maddox can not be fixed directly to glass or mirror.

If you have any further questions please contact our sales team

Email - [hello@savagedesign.com.au](mailto:hello@savagedesign.com.au)

Call - +61 2 9681 7888 (Mon - Fri 9am - 5pm AEST)



## SHOWROOM

236a RILEY STREET  
SURRY HILLS  
NSW 2010  
AUSTRALIA

+61 2 96817223

## FACTORY

102 FAIRFIELD STREET  
FAIRFIELD  
NSW 2165  
AUSTRALIA

[WWW.SAVAGEDESIGN.COM.AU](http://WWW.SAVAGEDESIGN.COM.AU)

[@SAVAGEDESIGNSYD](https://www.instagram.com/savageDesignSyd)

[HELLO@SAVAGEDESIGN.COM.AU](mailto:HELLO@SAVAGEDESIGN.COM.AU)

**ENGINEERED BEAUTY**  
SINCE 1910 / SYD - AUS

**SAVAGE DESIGN**