

**S VAGE DESIGN**

# MADDOX - CONCEPT TO INSTALL

**ENGINEERED BEAUTY**  
SINCE 1910 / SYD - AUS



# WHAT TO EXPECT WITH YOUR MADDOX JOURNEY

The Maddox System sets out to blur the line between standard product and custom, making the complex easier for all involved. This starts with our 'Design with Maddox' sheet and ends with the delivery of your Maddox configuration including tailored mark-out and installation guide. All documents are a continuation of Savage Design's dedication to **Engineered Beauty**. The Maddox system is a carbon neutral product.




There are 6 stages from concept to install.

## 1 DESIGN WITH MADDOX

Use our 'Design with Maddox' sheet to create your personalised concept.

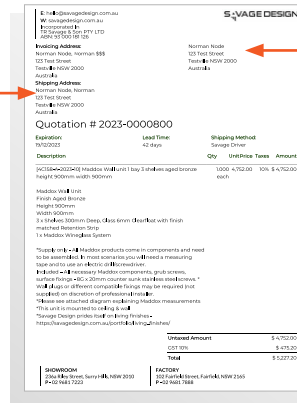
Download it from our [website](https://www.savagedesign.com.au), fill it out and send it to [hello@savagedesign.com.au](mailto:hello@savagedesign.com.au)

Or call or email our team to help you go through it step by step. +61 2 9681 7223



## 2 QUOTE

Check shipping address is correct

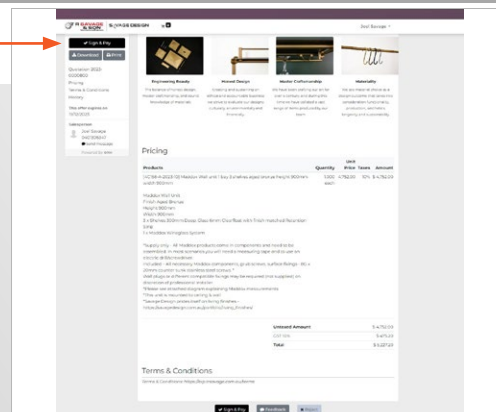


Check all contact details are correct

Using your 'Design with Maddox' sheet, our team will create a quote for your approval.

## 3 ORDER

Click 'Sign & Pay' to confirm your order. Follow the links for payment methods.



Using our online portal, follow the links to approve and make payment

\*Hyper link not working? Go to [www.savagedesign.com.au/portfolio/design-with-maddox/](https://www.savagedesign.com.au/portfolio/design-with-maddox/)





**SHOWROOM** - Surry Hills  
**FACTORY** - Fairfield  
New South Wales, Australia

[hello@savagedesign.com.au](mailto:hello@savagedesign.com.au)



**S V A G E DESIGN**

**ENGINEERED BEAUTY**  
**SINCE 1910 / SYD - AUS**